



- 1 – 20 kbit/s
- Switchable terminator
- Switchable power: from LIN-bus
- Max. distance : 100 m, depends on No of Patches
- EMC compliant to CISPR 25, Class5

foLIN

In complex testing environments it is often needed that electrical signals have to be transmitted into the chamber or out of the chamber to the test equipment.

For that purpose we offer a variety of different interfaces that convert electrical signals into optical signals and back. Such the signal can be transmitted via fibre optics and is immune against electrical fields.

A sophisticated shielding and filtering concept ensures that the interfaces are highly immune against radiation and do not deliver out any significant emission.

In most cases both units are shielded.

Features:

- RF-Immunity: Antenna radiated 200 V/m, 200 MHz –18 GHz, ISO11452-2, CW, AM, PM
Stripline 200 V/m, 10 – 1 GHz, ISO11452-5, CW, AM, PM
- Emission: EMC compliant to CISPR25 Class 5, 150 k – 4 GHz
- Battery (approx. 8 hours operation) or mains powered
- Compact metal housing
- No galvanic connection between test equipment and measurement instruments
- Build in battery supply, foLIN can be self-sustaining
foLIN can be also completely powered by DUT/LIN bus
- Master/Slave termination switchable (1 kR and Diode in series)
- Protocol transparent, bus errors are also transmitted

Accessories:

Standard:

- One set consists of two converter units
- All converters are shipped with the appropriate power supply or battery and charger.



Optional:

- Fibre optic cables: variable lengths ST/FSMA-connector or ST/ST-connector
- FO-Patches (Feed Through wall Patches)


Technical Data

Data signaling rate	up to 20kBit/s
Data transfer direction	bidirectional
Electrical connection	9 pol female D-SUB
LIN bus operating voltage	continuous 8-27V, load dump 43V
Compatibility	can operate with 24 V vehicles
Fibre optic connection	FST
Fibre optic cables	multimode duplex fibre, 50/125 µm maximum fibre length 100 m, depends on No of FO patches between converters
Wavelength	850 nm
Charging input	12V DC, 1A, mains power supply or rechargeable battery
Operating temperature	0 °C / +40 °C
Operating humidity	20 to 85 % RH
Weight per converter	0.7 kg
Housing	passivated aluminium, grey-petrol
Dimensions per converter	105 x 125 x 65 mm (LxWxH)

Converter 1:



Converter 2:



Prices and specifications are subject to change without notice! For more details see manual.

PONTIS
EMC PRODUCTS
A BRAND OF AUDIOVO

PONTIS EMC Products designed and manufactured by:

Audiovo GmbH
Irrenloher Damm 30
92521 Schwarzenfeld
Germany

Phone +49(9435) 54 19-0
Fax +49(9435) 54 19-19
info@audiovo.com
www.audiovo.com

You can contact directly our local partners for sales and technical support



www.hvtechnologies.com



www.toyo.co.jp



zongkui.shao@pontis-emc.com